

# COUNTRY REPORT: PHILIPPINES

**“PH WATER and SANITATION  
PROGRAMS CARRY MOMENTUM  
THROUGH IN 2014 DESPITE HUGE  
NATURAL CALAMITIES”**

**JWWA GENERAL ASSEMBLY & CONFERENCE**  
Nagoya City, Japan  
October 29-31, 2014

**By: Edgar C. Lopez**  
**President, PWWA**



Philippine Water Works Association

# 2013 Natural Calamities

## EARTHQUAKE



## TYPHOON






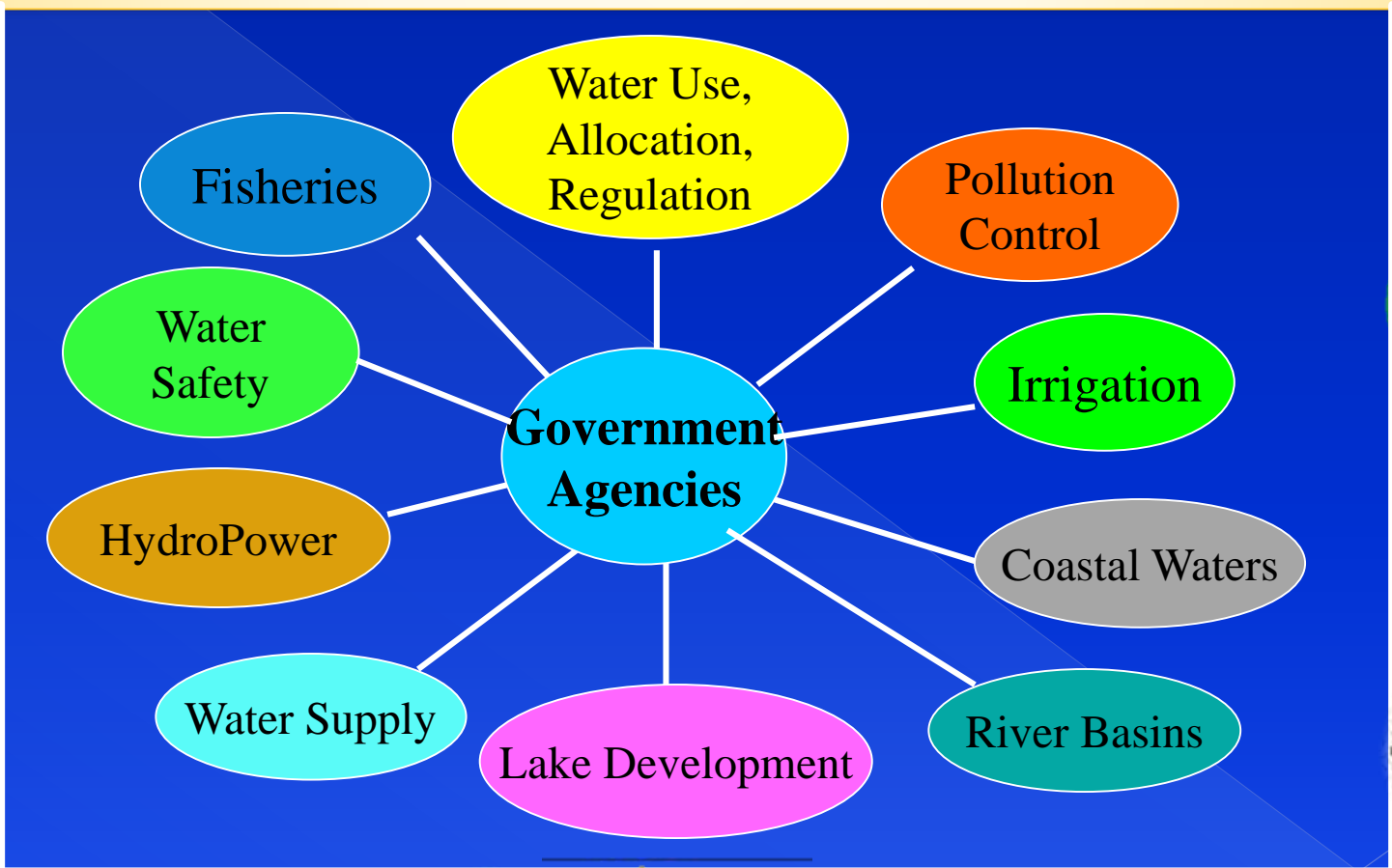


# Water Supply and Sanitation Programs



# PHILIPPINE WATER SUPPLY SECTOR

There are 30 Government Agencies with water-related functions in the Philippines.







# Metropolitan Waterworks and Sewerage System (MWSS)

Water Supply and Sanitation Services for METRO-MANILA

West Zone

East Zone





LOCAL WATER UTILITIES ADMINISTRATION

# LOCAL WATER UTILITIES ADMINISTRATION

we're making  
the countryside  
a better place  
to live in

## Water Supply and Sanitation Services For Provincial Urban Areas

through



Philippine  
Association of  
Water  
Districts

514 Active Water Districts







REPUBLIC OF THE PHILIPPINES

DEPARTMENT OF THE INTERIOR AND LOCAL GOVERNMENT

## Provision of Potable Water for other Provincial Areas

**SALINTUBIG PROGRAM:** - community-based water systems to provide safe water to:

- \* **455 waterless municipalities** (waterless barangays, waterless health centers, Lying-in Centers, relocation/resettlement sites).



Number of Provinces, Cities, Municipalities and Barangays by Region as of March 31, 2014

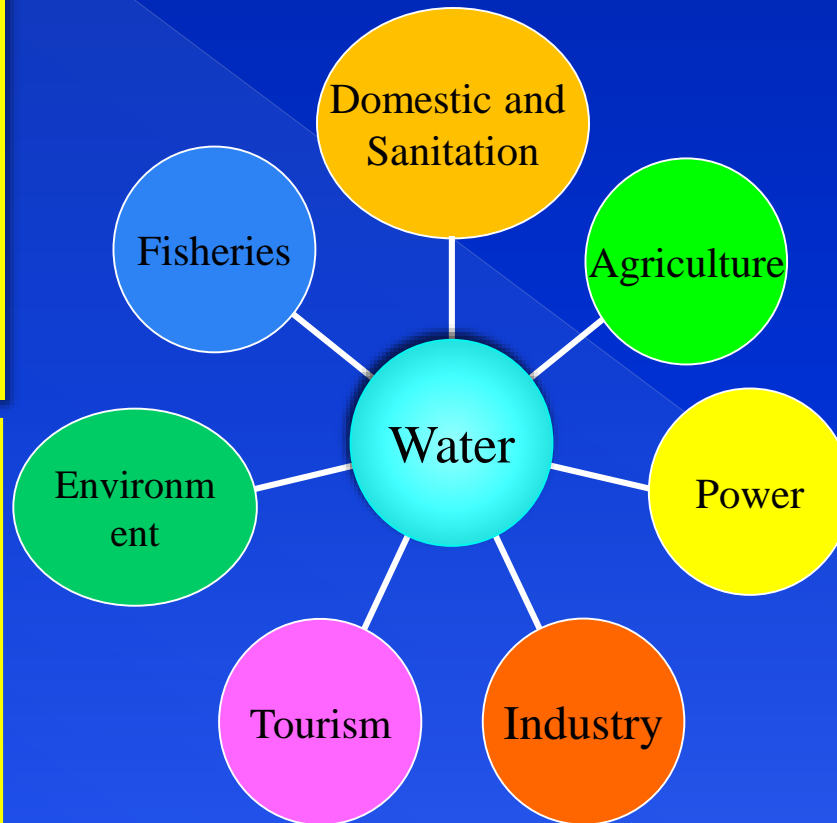
REGION	PROVINCE	CITIES	MUNICIPALITIES	BARANGAYS
NCR		16	1	1,706
I	4	9	116	3,265
II	5	4	89	2,311
III	7	14	116	3,102
IV-A	5	18	124	4,011
IV-B	5	2	71	1,458
V	6	7	107	3,471
VI	6	16	117	4,051
VII	4	16	116	3,003
VIII	6	7	136	4,390
IX	3	5	67	1,904
X	5	9	84	2,022
XI	5	6	43	1,162
XII	4	5	45	1,195
XIII (CARAGA)	5	6	67	1,311
CAR	6	2	75	1,176
ARMM	5	2	116	2,490
<b>TOTAL</b>	<b>81</b>	<b>144</b>	<b>1,490</b>	<b>42,028</b>

Source: NSCB



# The National Water Resources Board

**State control of all water resources thru allocation and regulation of water usage.**





# POLLUTION CONTROL in line with the Philippine Clean Water Act



**Safety and Potability  
of Drinking Water**



**Protection of Water  
Resources**

# METRO MANILA and ENVIRONS



Metro Manila's West  
Zone



Metro Manila's East  
Zone



**NRW  
REDUCTION**



**SEWERAGE  
SYSTEM**



**SANITATION  
SERVICES**



**2014**

# ACCOMPLISHMENTS: MWSS AREA

## METRO MANILA WEST ZONE



**Metro Manila's  
West Zone**

**PhP2.2B for NRW  
Reduction**

**NRW down to  
35% by end of  
March 2014**

**VALENZUELA CITY:  
PhP325M  
To replace 39 KM  
of old pipes.**

**Recovery of 18  
mld of potable  
water**

**PARANAQUE CITY:  
PhP130M  
To replace 18 km  
of old pipes**

**Increase in line  
pressure from 10 psi  
to 16 psi**

**2014**



**Metro Manila's  
West Zone**




**Replaces 30 year-old pipes**

**Reduces  
NRW**

**Recovers 14  
mld of Potable  
Water**

**Benefits 4,000  
Households**





**2014**



**Maynilad**  
CAPEX: PhP18 B

**P8.2 Billion**

**SEWAGE and SEPTAGE  
TREATMENT PLANTS**



**2014**



**Maynilad**

**CAPEX: PhP18 B**

**PhP4.6 B**

**Wastewater Coverage Expansion**

**PhP2.8 B**

**60 Km. of Sewer Lines**

**PhP1.7 B**

**Muntinlupa Wastewater  
Treatment Plant**

**PhP1.0 B**

**Pasay Sewage Treatment Plant  
Cap. = 46,600 cumd**






**Metro Manila's West Zone**

**On-Going Project: Pasay Sewage Treatment Plant**

**2014**

**PASAY STP**  
Cap. 46,600  
cumd



**Will Serve  
254,000 People of  
Pasay & Makati**





Metro Manila's West Zone

# Wastewater Management Efforts



San Antonio and Del Monte STP's



IWA's PROJECT INNOVATION AWARDS



**METRO MANILA EAST ZONE**



**Metro Manila's East Zone**

**Provides Water & Wastewater Services to East Zone**

- Quezon City
- Manila
- Makati
- Pasig
- San Juan

**>6.3 M People**

- Mandaluyong
- Marikina
- Taguig
- Pateros
- Rizal Province

**METRO MANILA EAST ZONE**



**Metro Manila's East Zone**

**PhP350M**

**Marikina North Priority Segment Wastewater Project**

**80% Complete**



**522,000 RESIDENTS**

**3.5 Km. sewer pipe laying [project]**

**MICRO-TUNNELING TECHNOLOGY**



**Sewage Treatment Plant**

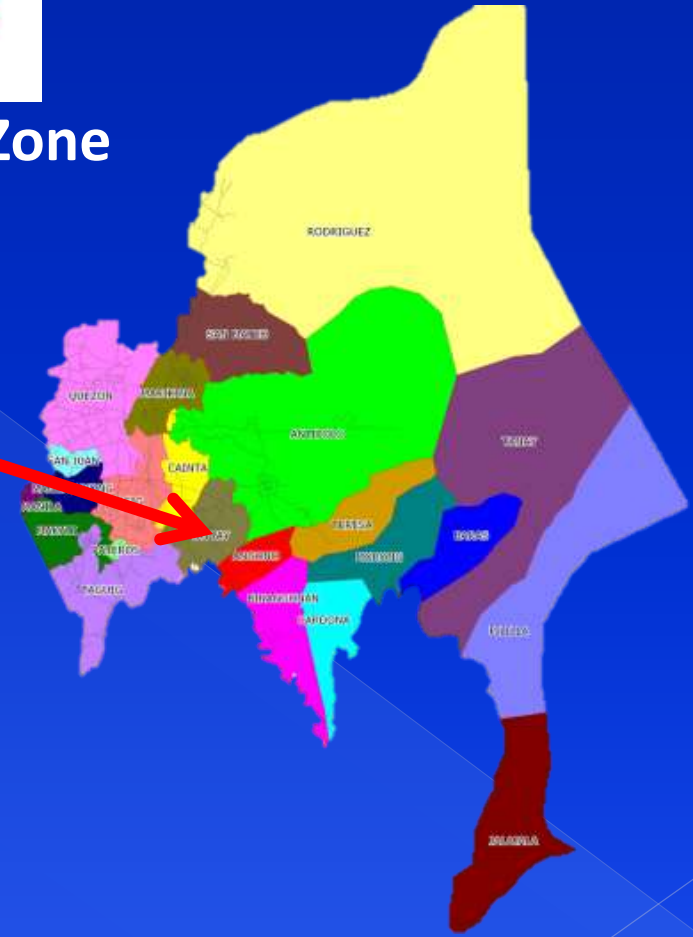
# METRO MANILA EAST ZONE



## Metro Manila's East Zone

**TAYTAY, RIZAL**

**98 % Service Coverage  
by year end**







**Metro Manila's East Zone**

**Water for the Poor Project**



**Provides access to safe drinking water supply to poor families in Manila Waters' service areas.**



# LOCAL WATER UTILITIES ADMINISTRATION

LOCAL WATER UTILITIES ADMINISTRATION



we're making  
the countryside  
a better place  
to live in

## 2010-2013: LWUA implemented internal and institutional reforms

- **2014:** LWUA steps up financial, technical and institutional development assistance to local water districts.
- **2014:** LWUA secured funding for projects:
  - Phil. Gov't. – PhP4.0B
  - ADB – U.S.\$60.0M
  - KfW – Euro 10.2M



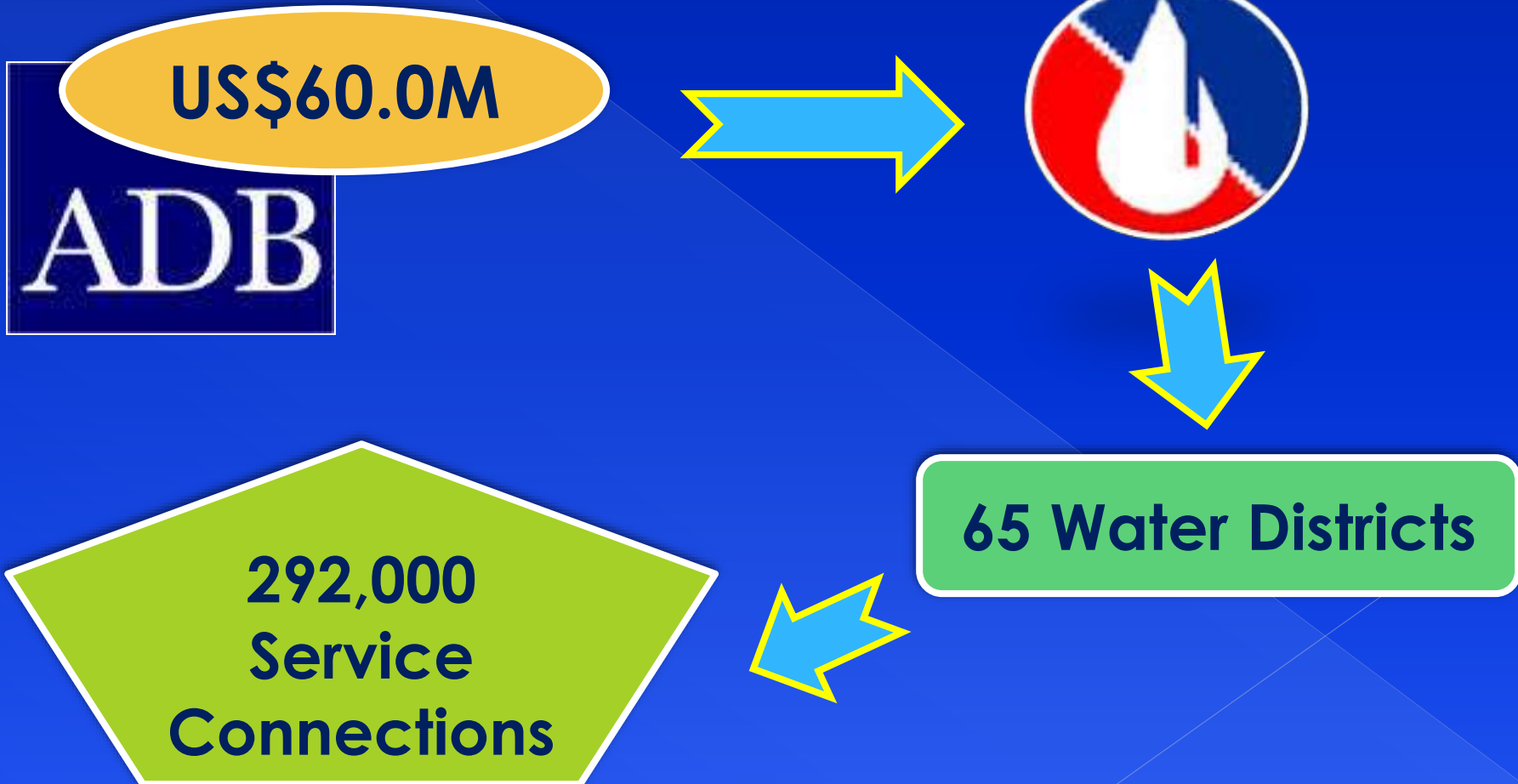


# LOCAL WATER UTILITIES ADMINISTRATION

2014

LOCAL WATER UTILITIES ADMINISTRATION

we're making  
the countryside  
a better place  
to live in





# LOCAL WATER UTILITIES ADMINISTRATION



LOCAL WATER UTILITIES ADMINISTRATION

2014

we're making  
the countryside  
a better place  
to live in



Funding &  
prosecution of various  
water supply projects

Access to  
Potable  
Water



19.4 M Consumers  
Outside Metro Manila

# LOCAL WATER UTILITIES ADMINISTRATION



LOCAL WATER UTILITIES ADMINISTRATION

2014


we're making  
the countryside  
a better place  
to live in

PhP331M

National Anti  
Poverty Commission



LWUA



Philippine  
Association of  
Water  
Districts



Local Water Districts



20 Waterless Areas



LOCAL WATER UTILITIES ADMINISTRATION

**2014**

**we're making  
the countryside  
a better place  
to live in**

**800 Water Districts  
Formed**

**514 Active Water  
Districts**

**Ave. NRW = 22%**





# LOCAL WATER UTILITIES ADMINISTRATION



LOCAL WATER UTILITIES ADMINISTRATION

2014

we're making  
the countryside  
a better place  
to live in

Develop Level III Water Supply

Local Water  
Districts

Provide Financial &  
Technical Support

Septage &  
Sewerage  
Projects

Project Facilitator

Phil. Natl.  
Sewerage and  
Septage Mgt.  
Program



# LOCAL WATER UTILITIES ADMINISTRATION



LOCAL WATER UTILITIES ADMINISTRATION

2014

we're making  
the countryside  
a better place  
to live in

Oversee Sanitation  
Projects

63 Water  
Districts

Approve Alternative  
Modes of Tariff Rate  
Structure

Conduct F/S for  
Sanitation/Septage  
Plans

Conduct F/S for NRW  
Reduction and Control  
Programs

Local  
Water  
Districts





# LOCAL WATER UTILITIES ADMINISTRATION

2014

LOCAL WATER UTILITIES ADMINISTRATION

we're making  
the countryside  
a better place  
to live in

## Rehabilitation & Reconstruction of Disaster Stricken Areas

Budget =  
PhP577M



PhP77M

Power Generating  
Sets, Pumping &  
Chlorination  
Equipment

59  
Water  
Districts

PhP228M

Rehabilitation of  
Typhoon -Damaged  
Water Districts

82  
Water  
Districts

340,000 households





REPUBLIC OF THE PHILIPPINES

DEPARTMENT OF THE INTERIOR AND LOCAL GOVERNMENT

# Provision of Potable Water Supply: Sagana at Ligtas na Tubig sa Lahat (**SALINTUBIG**) Program

**PROGRAM TARGET**



Levels 1 & 2  
Community-Based  
Water Supply Systems

Budget :  
PhP1.5B/year

Implementation  
Period: 6 Years  
2011 - 2016



455 Waterless  
Communities



OTHER LGUs



REPUBLIC OF THE PHILIPPINES

DEPARTMENT OF THE INTERIOR AND LOCAL GOVERNMENT

## SALINTUBIG

### SALINTUBIG Program

#### OBJECTIVES:

- Increase access to water & Sanitation Services, and
- Improve capacities of LGUs & WSPs in Planning, Implementation, Operation & Management of water supply facilities

## IMPLEMENTING PARTNERS



REPUBLIC OF THE PHILIPPINES

DEPARTMENT OF THE INTERIOR AND LOCAL GOVERNMENT



DEPARTMENT OF HEALTH



Office of the President of the Philippines

NATIONAL ANTI-POVERTY COMMISSION



LOCAL WATER UTILITIES  
AMINISTRATION



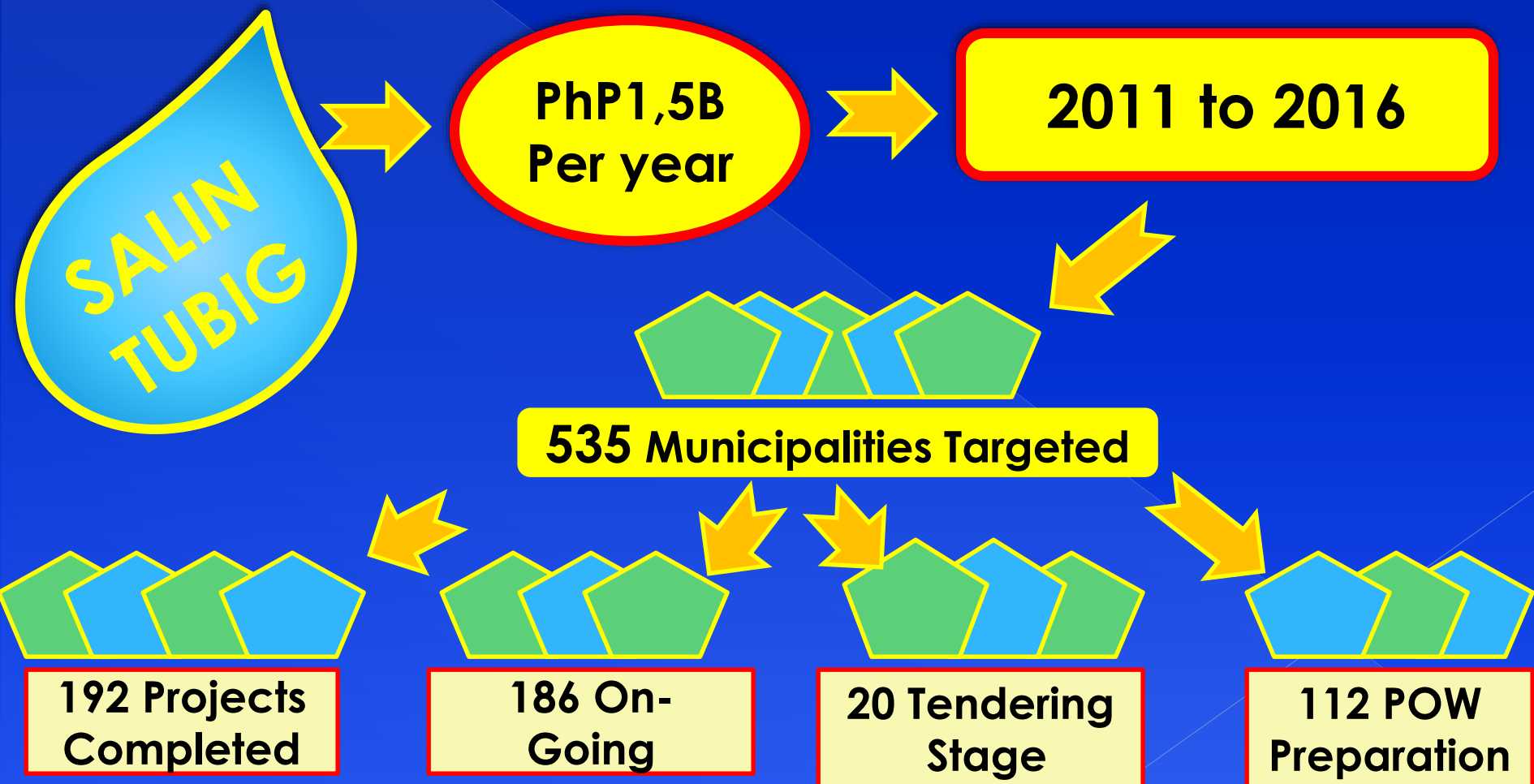
LOCAL GOVERNMENT UNITS



REPUBLIC OF THE PHILIPPINES

DEPARTMENT OF THE INTERIOR AND LOCAL GOVERNMENT

## SALINTUBIG 2014 STATUS





Thank You  
and  
Good Day...